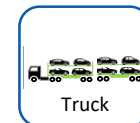
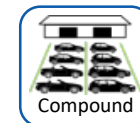
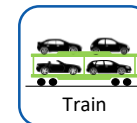




The Association of European Vehicle Logistics

UK & Ireland

Mark Hindley

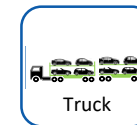
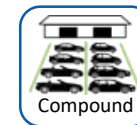
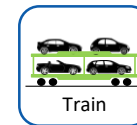
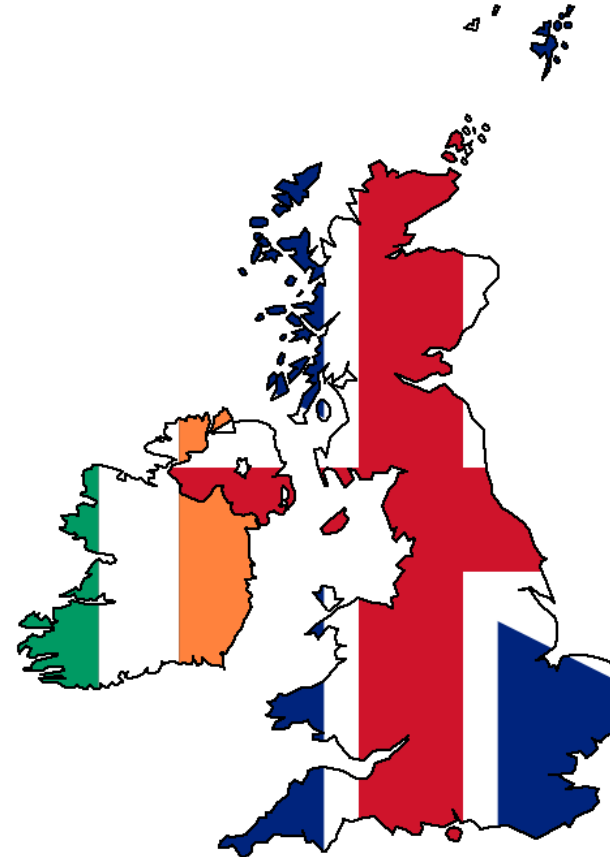


New Car Sales 2018



United Kingdom 2.36m

Eire 121k



Market update 2019

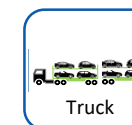
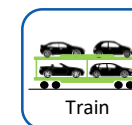


SMMT 2019 Forecasts

- 2019 Cars registrations at 2.3m, down 2.3% on the 2018 level.
- Diesel car volume of 0.624m, down 16.9% on 2018 and reducing market share to 27.0%.
- AFVs registrations to rise 25.3% and plug-ins up 43.0%, taking market shares to 7.7% and 3.7%
- LCV registrations at 0.345m, down 3.4% on the 2018 level

March	Total	Diesel	Petrol	AFV	Private	Fleet	Business
2019	458,054	120,677	312,075	25,302	222,115	223,288	12,651
2018	474,069	153,611	296,945	23,513	228,503	222,634	22,932
% change	-3.4%	-21.4%	5.1%	7.6%	-2.8%	0.3%	-44.8%
Mkt share '19		26.3%	68.1%	5.5%	48.5%	48.7%	2.8%
Mkt share '18		32.4%	62.6%	5.0%	48.2%	47.0%	4.8%

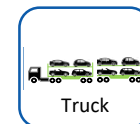
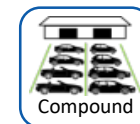
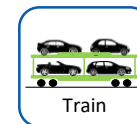
Year-to-date	Total	Diesel	Petrol	AFV	Private	Fleet	Business
2019	701,036	191,784	468,415	40,837	330,613	353,696	16,727
2018	718,489	240,646	442,237	35,606	333,143	356,818	28,528
% change	-2.4%	-20.3%	5.9%	14.7%	-0.8%	-0.9%	-41.4%
Mkt share '19		27.4%	66.8%	5.8%	47.2%	50.5%	2.4%
Mkt share '18		33.5%	61.6%	5.0%	46.4%	49.7%	4.0%



Group Update



- Group comprises 13 member companies representing c. 80% of an estimated total market of 5m new car & LCV movements
- Meetings 3 or 4 times yearly
- Developed relationships with SMMT, RHA and DFT
- Meeting planned in Ireland, Feb '20
- Negotiation Skills Course held in April



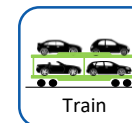


Group objectives

- Promote the interests of UK and Ireland members to industry stakeholders and policy makers.
- Ensure the interests of members are represented at national Government and EU level on all key issues affecting our industry.
- Foster relations with other specialist groups and associations to help support common objectives.




Ship



Train



Compound



Truck

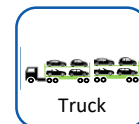
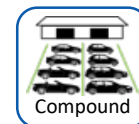
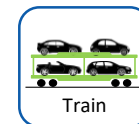


Barge

Main Agenda



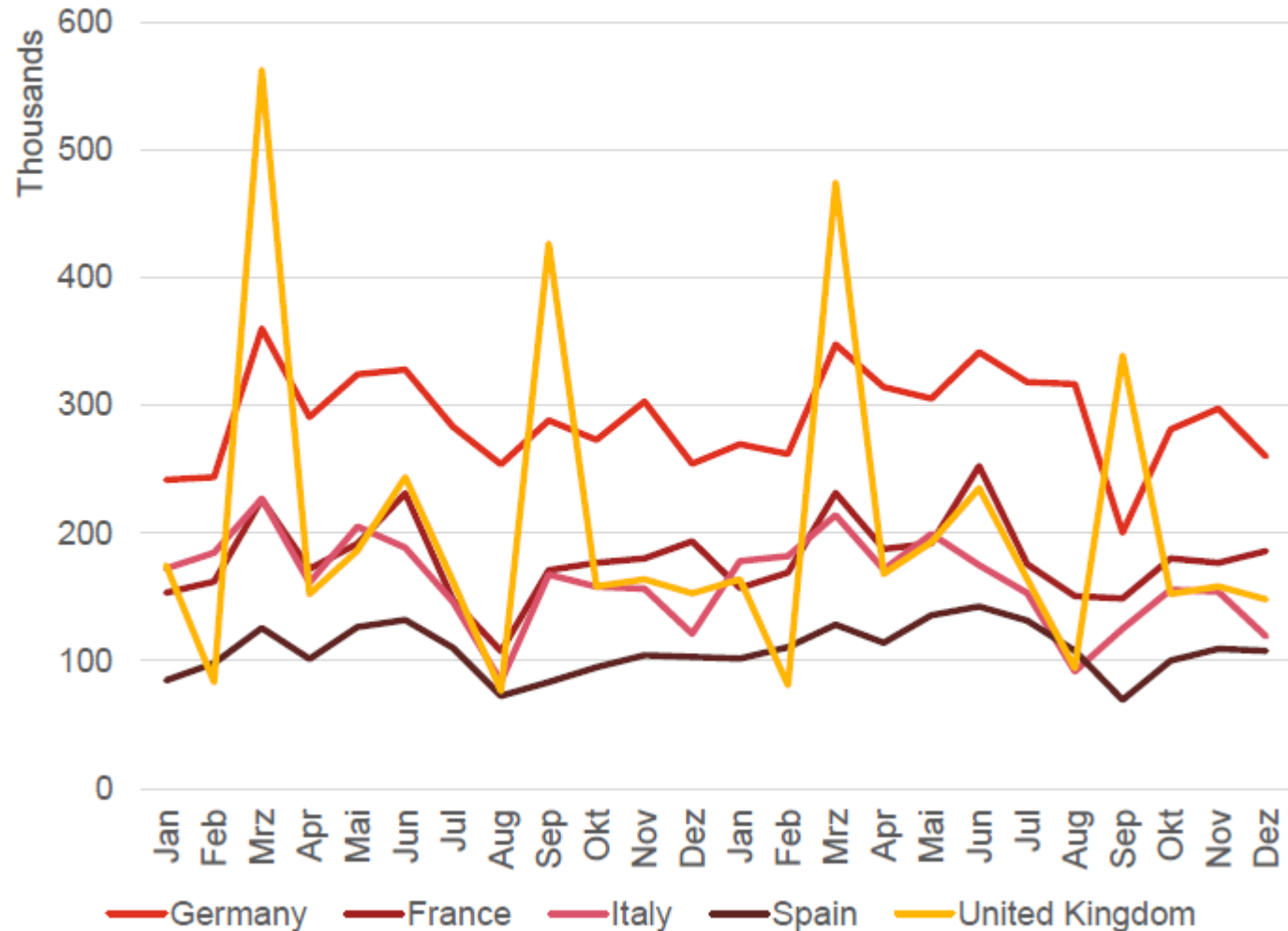
- Regulations, interpretation and application by authorities
- Introduction of new regulations and taxes
- Driver shortage training & remuneration
- End of month peaks
- March and September sales peaks
- Capacity shortfall
- Health and Safety



UK Market Volatility

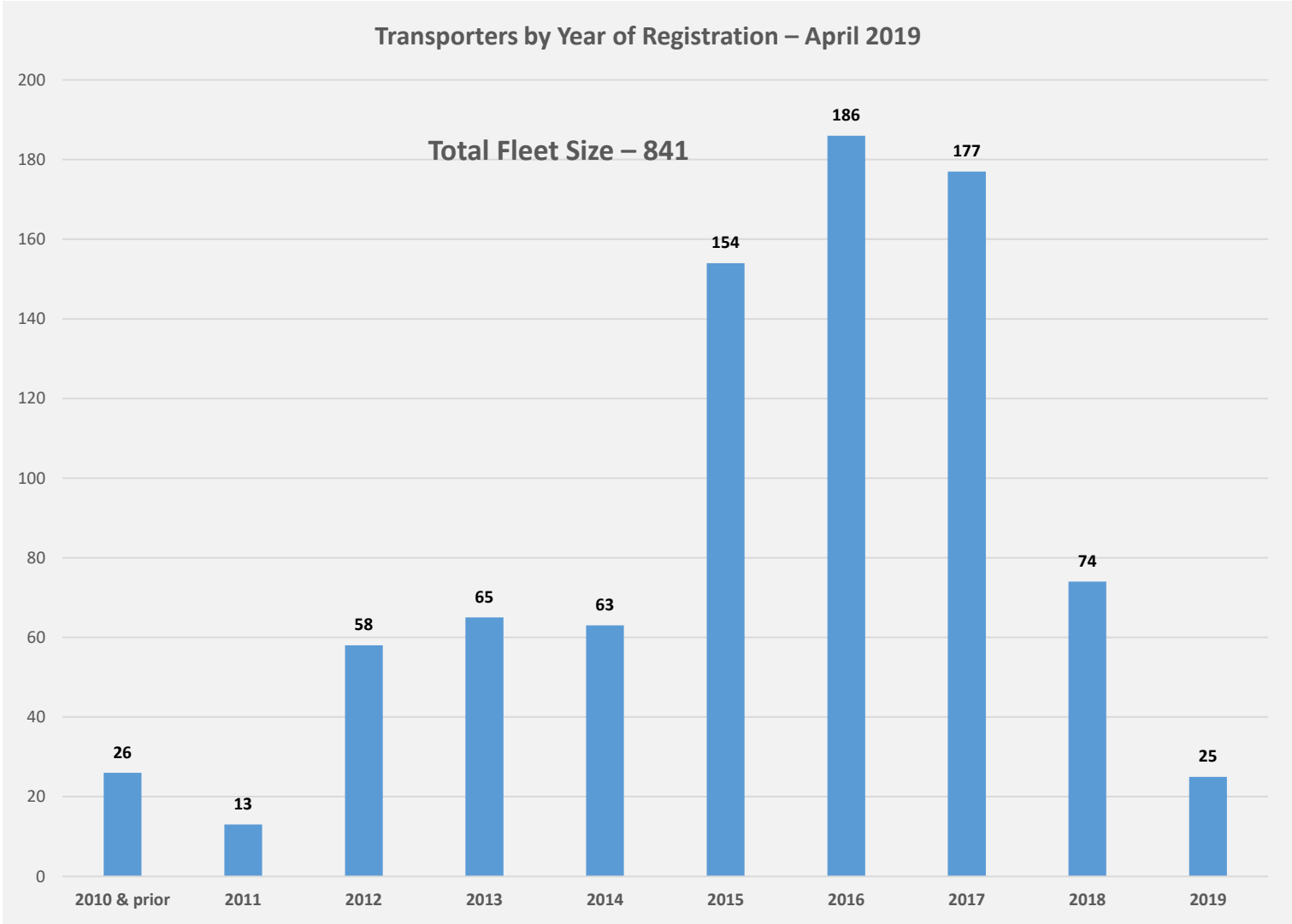
Slide from
Christoph
Stürmer's
presentation
in Mainz

EU Top-5: Cyclicality
2017 – 20148F (monthly registrations)



Source: IHS Markit, European Commission (October 2018)

UK Transporter Types



Main Transporter Types (737 of 841)



60 - Low capacity Rigid Vehicles



70 - Semi Trailers



539 - Transporter Engineering +11

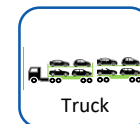
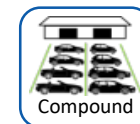
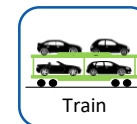


98 - Rolfo Ego

BRITAIN EXIT



- Continued political uncertainty
- When will Brexit be resolved?
- Will the UK remain part of the Customs Union?





The Association of European Vehicle Logistics

Thank you for your attention!

Questions?

