

ONLINE INCIDENT REPORTING

Website instructions

What is Incident Reporting?

The **incident reporting website** is one of the outcomes of the [Health & Safety Working Group](#) (H&S WG) which works on improving H&S in the FVL sector and specifically in road transport.

The **aim** of this activity is to gather data on severe accidents or near-misses that are happening and develop recommendations how to prevent them. By sharing incidents we can learn together as an industry.

Based on data received, ECG publishes [yearly reports](#) that are available on our website.

Find out how to report on your incidents on the next pages.



Create an account

In order to file your report, please create an account at: <https://reports.ecgassociation.eu/>

← → ↻ reports.ecgassociation.eu

25 ECG The Association of European Vehicle Logistics

Log in

Welcome to the ECG Incident Reporting platform

Only registered users can file an incident report.

To find help with some definitions and instructions to complete the report, please [click here](#).

To create your account, please click below.

Lost your password? Please click below.

[Register an account](#)

[Recover your password](#)

If you already have an account with us, you can log in here:

Email *

Enter your email address.

Password *

Enter the password that accompanies your email address.

[Log in](#)

Click here to create an account

Create an account

Fill in all the required information

Your profile

Email *

jovana.vancevska@ecgassociation.eu

A valid email address. All emails from the system will be sent to this address. The email address is not made public and will only be used if you wish to receive a new password or wish to receive certain news or notifications by email.

First name *

Last name *

Company *

Company type *

- OEM
- Hub operator
- LSP

Position *

Phone *

Create new account

After you fill in all your data, click on this button to create your account

Create your password

You will receive an e-mail. Click on the link to create the password for your account.

Account details for you at ECG Incident Reporting



support@tostaky.be
To ECG-Jovana Vancevska



Wed 10/5/2022 1:10 PM

Click here to download pictures. To help protect your privacy, Outlook prevented automatic download of some pictures in this message.



Hello,

Thank you for registering at ECG Incident Reporting. You may now log in by clicking this link or copying and pasting it into your browser:

<https://reports.ecgassociation.eu/user/reset/10/1664968183/VueABkwboOKO>

This link can only be used once to log in and will lead you to a page where you can set your password.

After setting your password, you will be able to log in at <https://reports.ecgassociation.eu/user> in the future using:



Set your password

After you click on the link (or copy and paste it into your browser), you will be redirected to set your password



Set password

Home

Your profile

This is a one-time login for *jovana.vancevska*.

Click on this button to log in to the site and change your password.

This login can be used only once.

Click on Log In to set your password

Log in



Choose your password

Your profile

Email *

jovana.vancevska@ecgassociation.eu

A valid email address. All emails from the system will be sent to this address. The email address is not made public and will only be used if you wish to receive a new password or wish to receive certain news or notifications by email.

Password

Password strength:

Confirm password

Passwords match:

To change the current user password, enter the new password in both fields.

Recommendations to make your password stronger:

- Make it at least 12 characters

To change the current user password, enter the new password in both fields.

First name *

Jovana

Last name *

Vancevska

Company *

ECG

Company type *

- OEM
- Hub operator
- LSP

Position *

Phone *

Save your account



Save

Type your password here

How to report on an incident?

You are done!

Welcome to the Online Incident Reporting website. You can now file a new incident report form. On the homepage you can view and download all your reports.



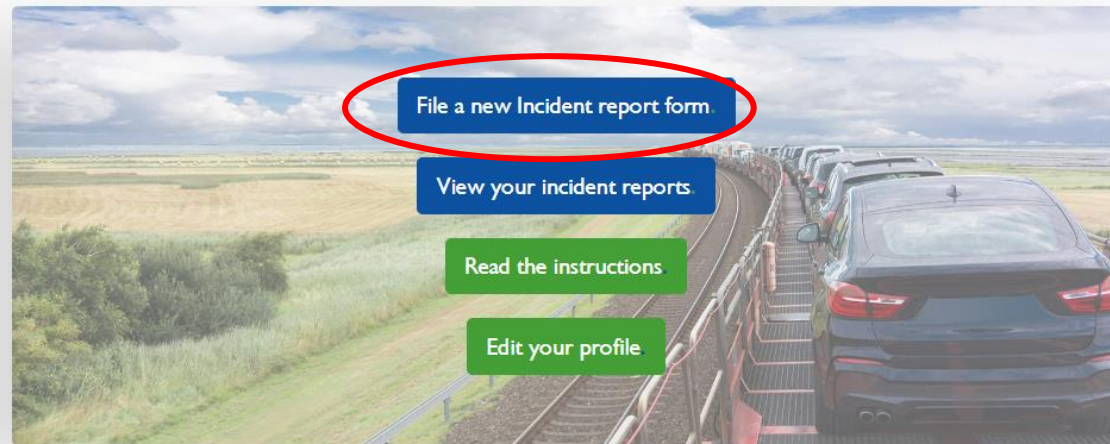
jovana.vancevska

[My account](#) [Log out](#)

Home

Your profile

First name	Jovana
Last name	Vancevska
Company	ECG
Position	Research and Project Manager
Phone	[Redacted]
Company type	LSP

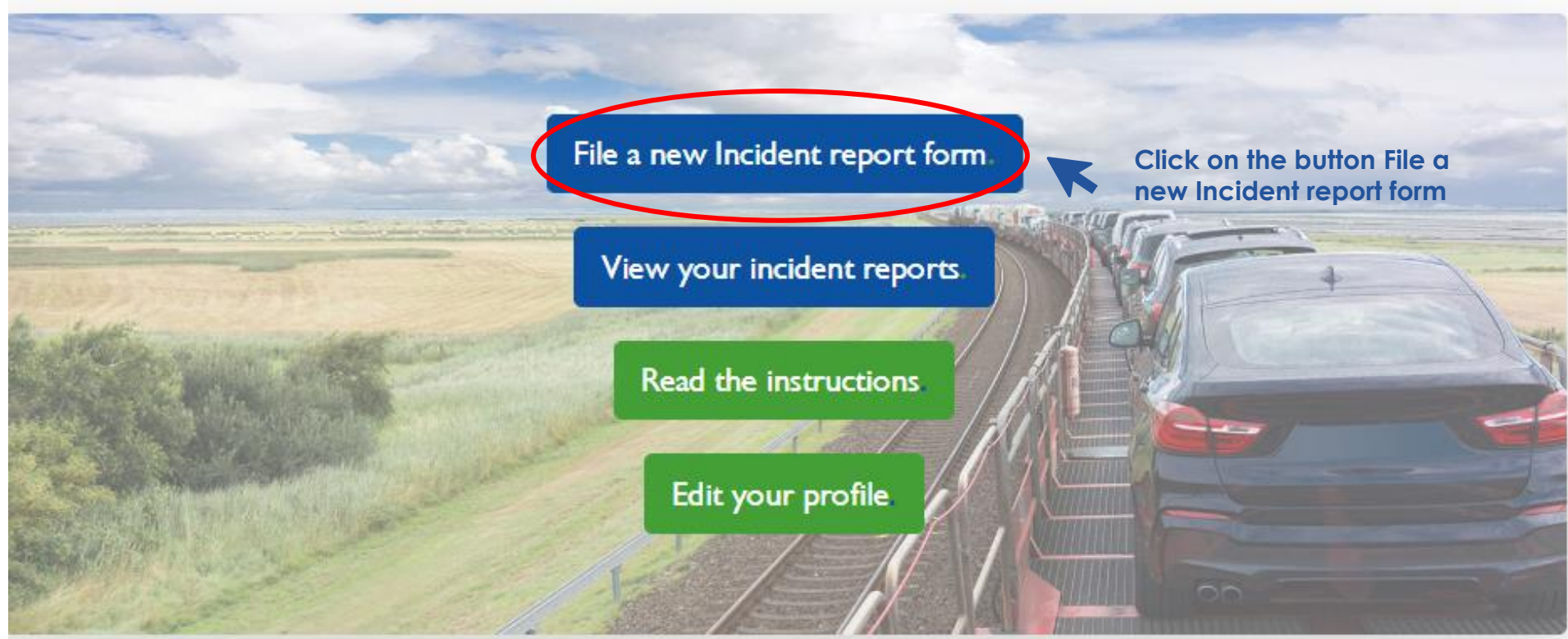


Bd. Auguste Reyers 80 B-1030 Brussels

© European Car-Transport Group of Interest

T: +32 2 706 82 80


How to report on an incident?



How to file incident report form?

In order to file incident report form, you will have to complete all 7 pages.

At the bottom of each page you can find the button **DEFINITIONS** which includes terminology used, scope, FAQs and structure of the online form.



3 of 8

Circumstance *

Please tick the most relevant/main.

- Drive off (car drives off)
- Fall off (fall from height)
- Roll of (car rolls off)
- Entrapment between the mobile parts of the truck
- Slip, trip and fall
- Fire
- Other (explain)

Collision *

- Car-car
- Car-man
- Car-object
- Can truck
- None

Task carried out when the accident happened *

- Arrival on site
- Preparation truck upper deck
- Preparation trailer upper deck
- Preparation lower deck
- Loading car onto truck
- Unloading car from truck
- Manouevering car in yard
- Other (explain)

If there is a car related to the accident:

Transmission

- Manual
- Automatic

Steering

- Left-hand steering
- Right-hand steering

Handbrake

- Manual
- Electronic




< Previous Next >



How to file incident report form?

On the last page, after filling in all the data, click submit.



7 of 8

Concise and accurate description of what happened (only facts max 2000 words)

Have you implemented countermeasures?

(Optional)

Photos

No file chosen

(Optional)

Unlimited number of files can be uploaded to this field.

30 MB limit.

Allowed types: gif, jpg, jpeg, png.

Videos

No file chosen

(Optional)

Unlimited number of files can be uploaded to this field.

30 MB limit.

Allowed types: avi, mov, mp4, ogg, wav, webm.

Send report to myself

Send report to other addresses as well

Multiple email addresses may be separated by commas.

[Definitions](#)

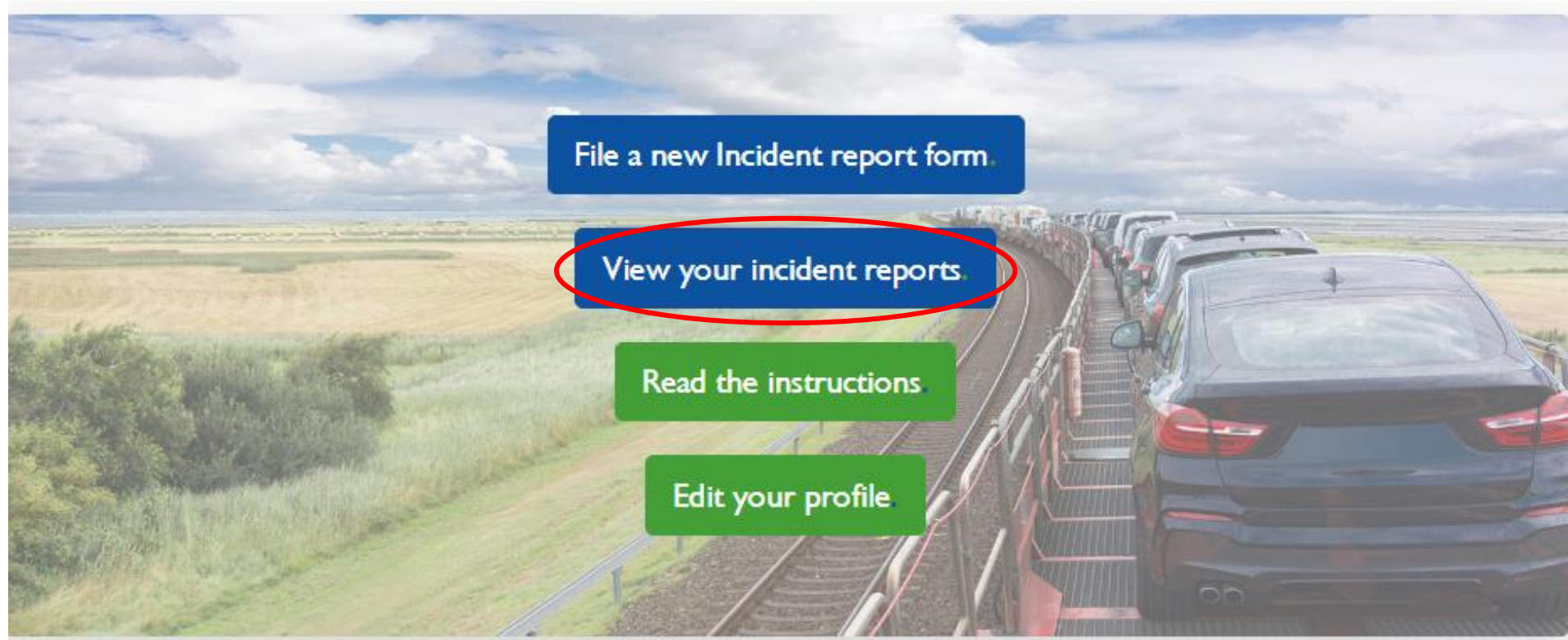
[< Previous](#)

[SUBMIT](#)



How to view your incident reports?

By clicking **View your incidents reports** you can find all reports that you already have submitted.



How to edit your incident reports?

If you want to edit a report that you already filled in, simply go to **View your incidents reports** and click the button edit.

Home

ID	Incident date	Injured person	Name of the plant/site	Accident location	Report	Edit
9	2022-09-04	No injury	Belgrade	Trailer upper deck	Download report	Edit