

# Vehicle Exports from China, Focus on Europe

## by VOLUME & VALUE

Year to Date 2024 Update, Spring Edition

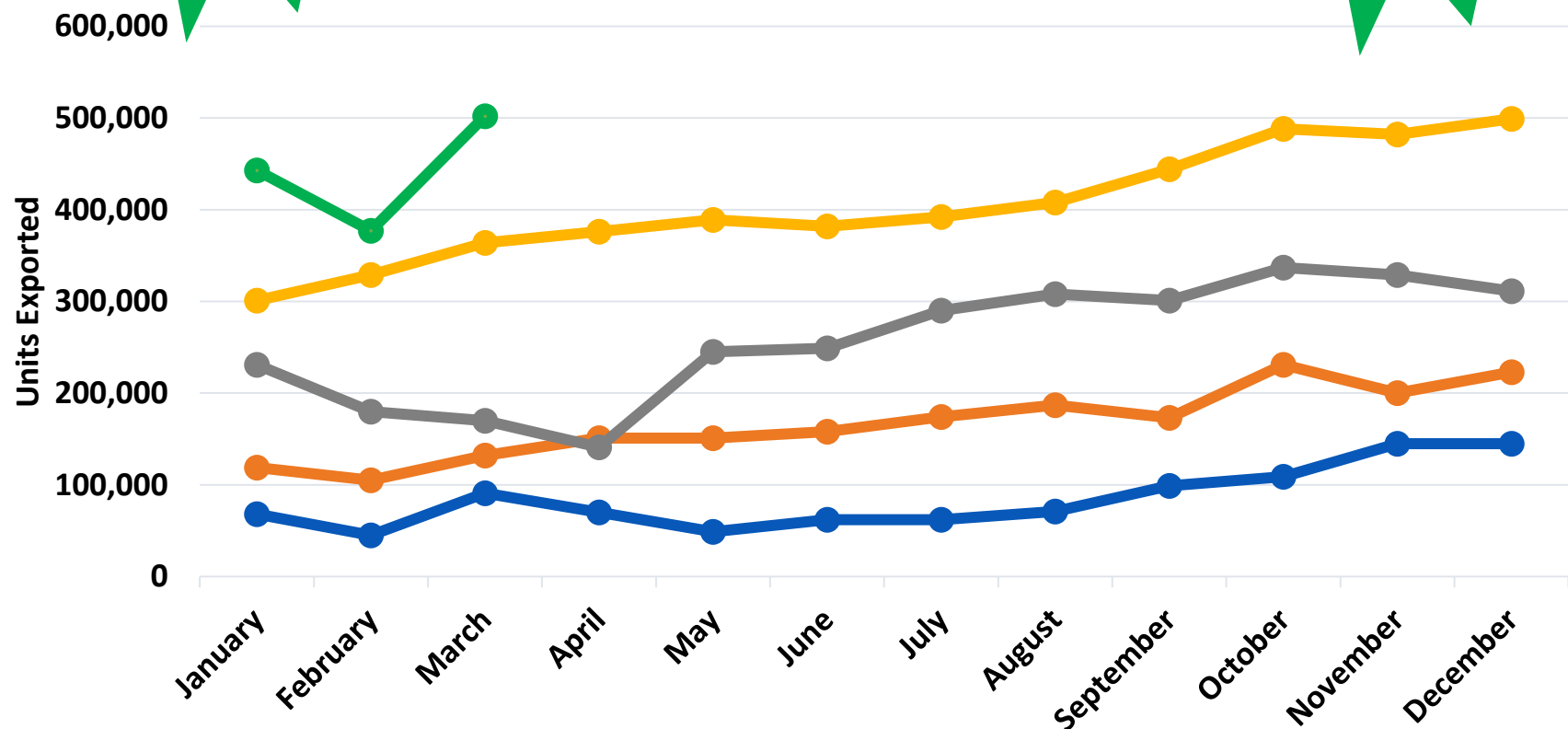
© 2024, European Car-Transport Group of Interest (ECG). All Rights Reserved. No part of this report may be copied or published without confirmed agreement with ECG.

# Finished Vehicle Exports from China

**March exports up 37.9%**

**March exports hit 502,000!!!**

Vehicle Exports from China, by Volume



**YTD 2024 Vehicle Exports from China 1,324,000 units**

**Full Year 2023 Vehicle Exports from CHINA: 4,910,000\* units**

**Full Year 2022 Vehicle Exports: 3,110,000 units**

**Full Year 2021 Vehicle Exports: 2,015,000 units**

**Full Year 2020 Vehicle Exports: 995,000 units**

\* Rounding may occur

● 2020 ● 2021 ● 2022 ● 2023 ● 2024

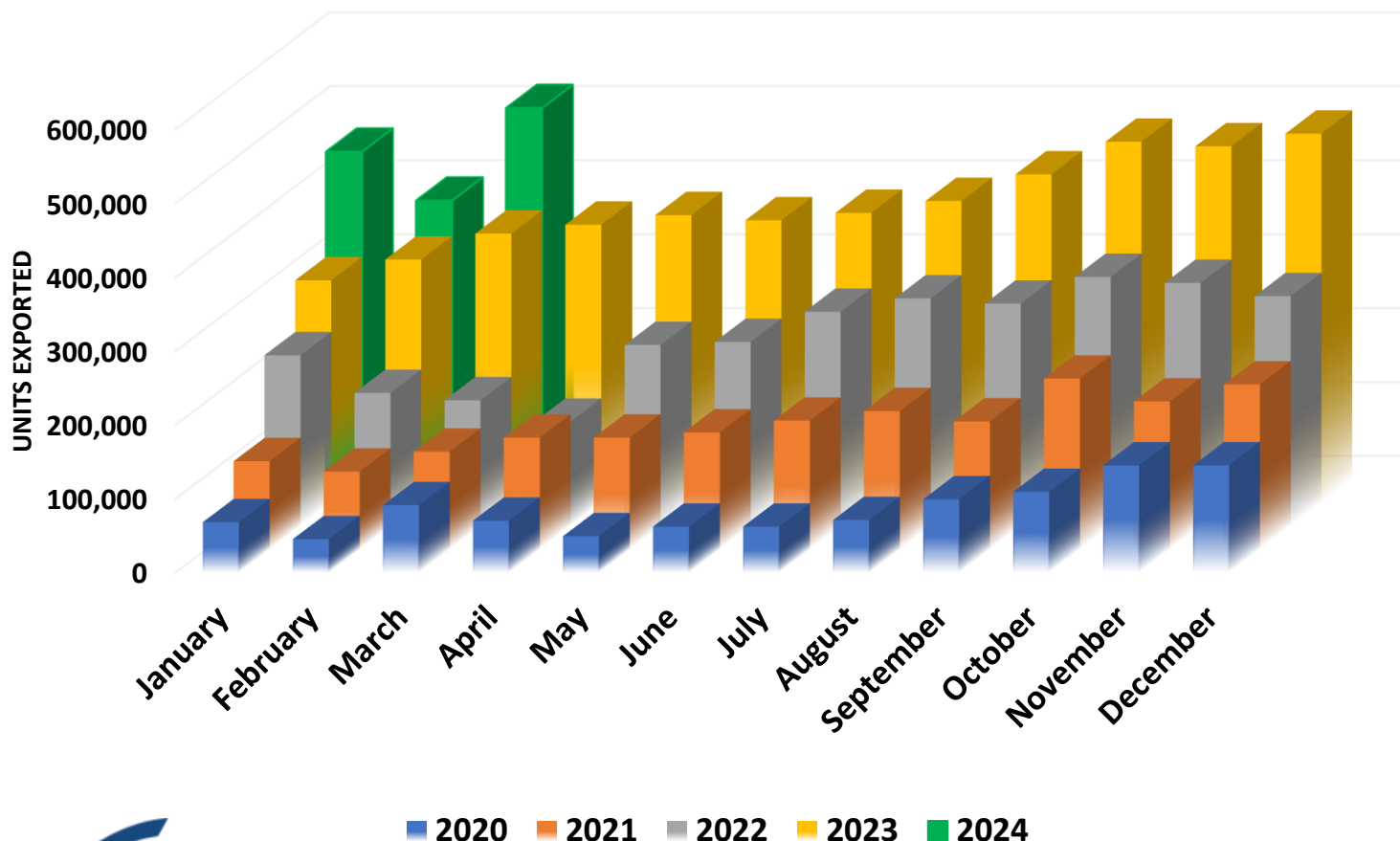
Source: ECG Business Intelligence, CAAM data



# Vehicle Exports from China

Mar'24 Monthly Export Volumes  
Up 33.15% m/m, up 37.9% y/y

## FINISHED VEHICLE EXPORTS FROM CHINA



	2020	2021	2022	2023	2024
Jan	68,000	119,000	231,000	301,000	443,000
Feb	45,000	105,000	180,000	329,000	377,000
Mar	91,000	132,000	170,000	364,000	502,000
Apr	70,000	151,000	141,000	376,000	
May	49,000	151,000	245,000	389,000	
Jun	62,000	158,000	249,000	382,000	
Jul	62,000	174,000	290,000	392,000	
Aug	71,000	187,000	308,000	408,000	
Sep	99,000	173,000	301,000	444,000	
Oct	109,000	231,000	337,000	488,000	
Nov	145,000	200,000	329,000	482,000	
Dec	145,000	223,000	311,100	499,000	



Source: ECG Business Intelligence, CAAM data

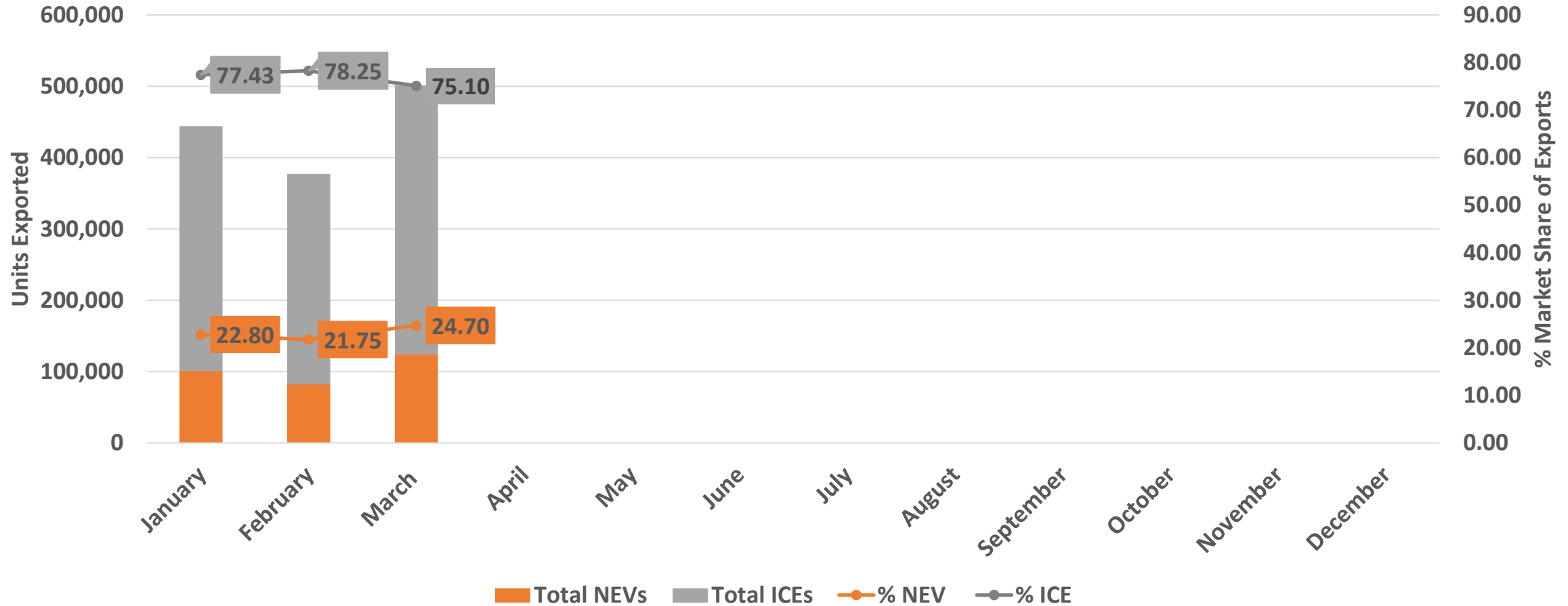


Due to rounding down in preceding months, CAAM updates final year volumes with total Jan-Dec'23 exports at 4.91 million, similarly Jan-Dec'22 exports at 3.11 million

# Exports by Fuel Type -2024-

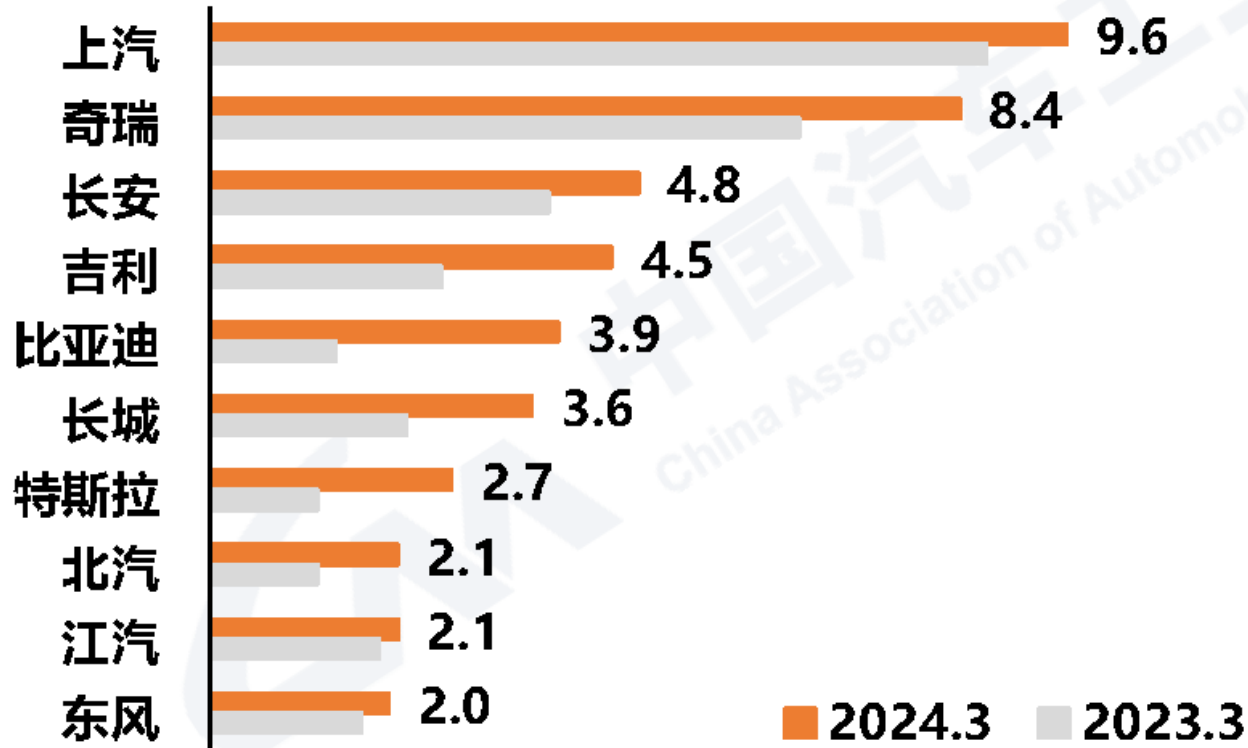
YTD ICE EXPORTS: 1,015,000 UNITS  
76.77% OF TOTAL EXPORTS  
YTD NEV EXPORTS: 307,000 UNITS  
23.21% OF TOTAL EXPORTS

Exports by ICE or NEV  
-2024-



# Top Automakers Exporting from China -March 2024-

## 2024年3月整车出口量前十位企业

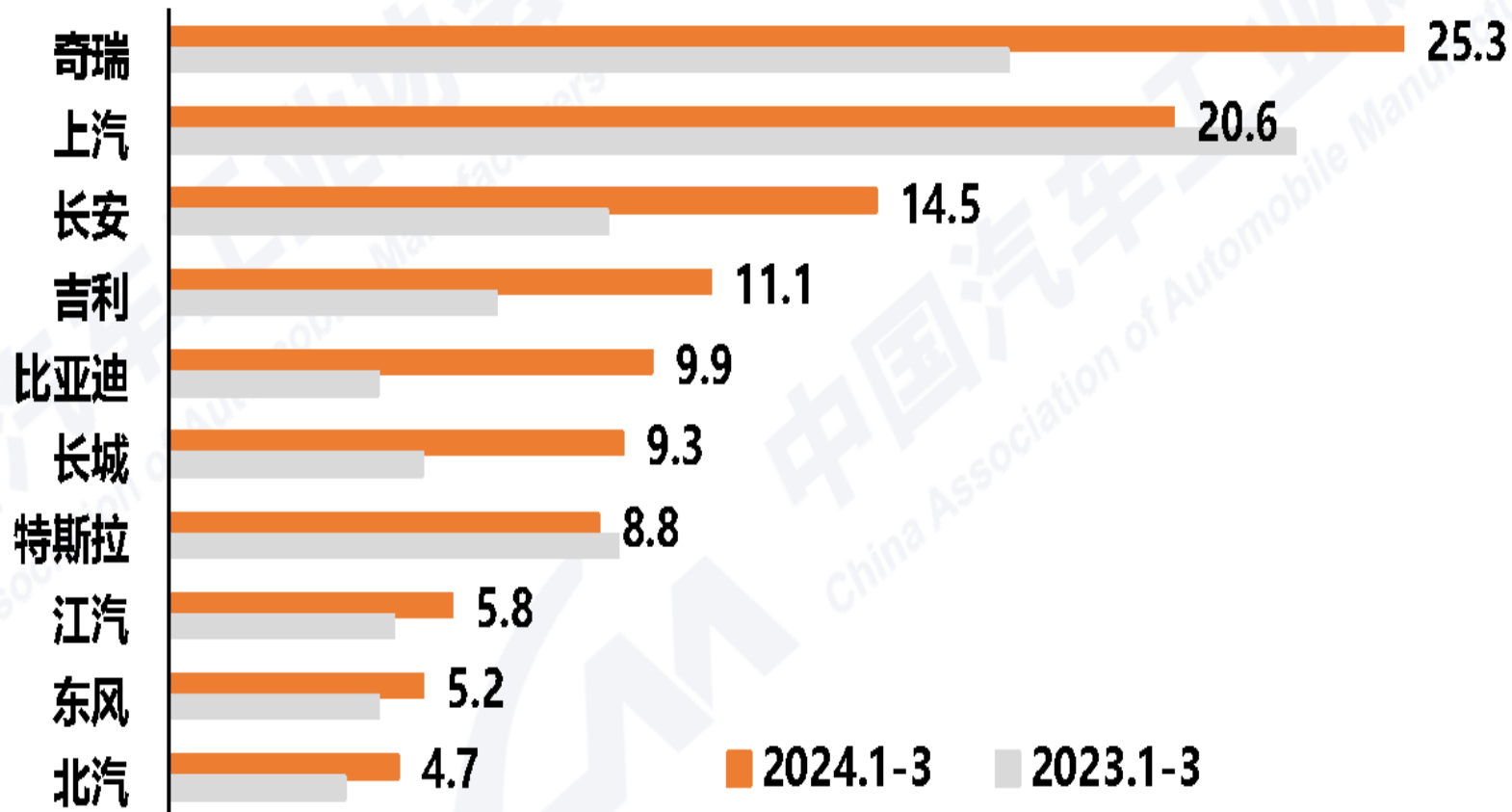


Automaker	March Volume
SAIC	96,000
Chery	84,000
Changan	48,000
Geely	45,000
BYD	39,000
Great Wall	36,000
Tesla	27,000
BAIC	21,000
JAC	21,000
Dongfeng	21,000

# Top Automakers Exports in YTD - Jan to Mar 2024 -

## 2024年1-3月整车出口量前十位企业

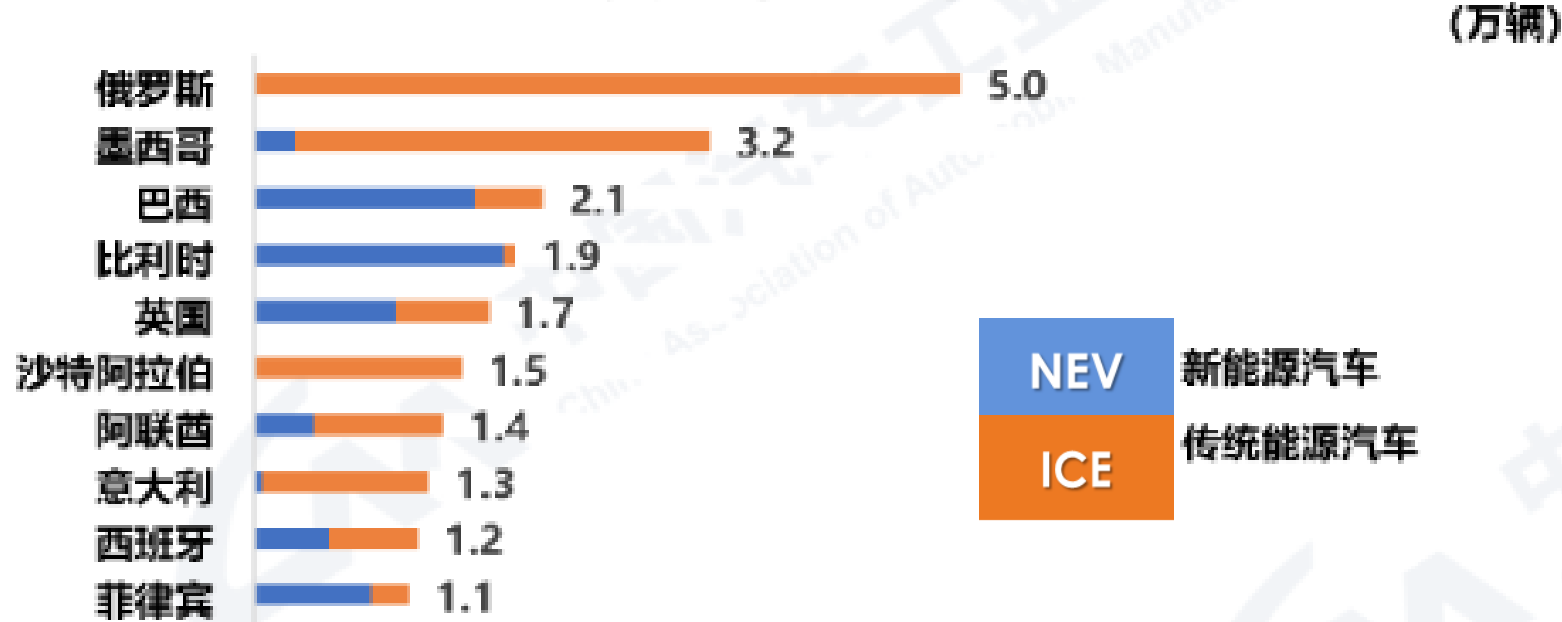
(万辆)



Automaker	Q1
Chery	253,000
SAIC	206,000
Changan	145,000
Geely	111,000
BYD	99,000
Great Wall	93,000
Tesla	88,000
JAC	58,000
Dongfeng	52,000
BAIC	47,000

# Top Destinations for Vehicle Exports from China -February 2024-

## 2024年2月主要整车出口市场出口量

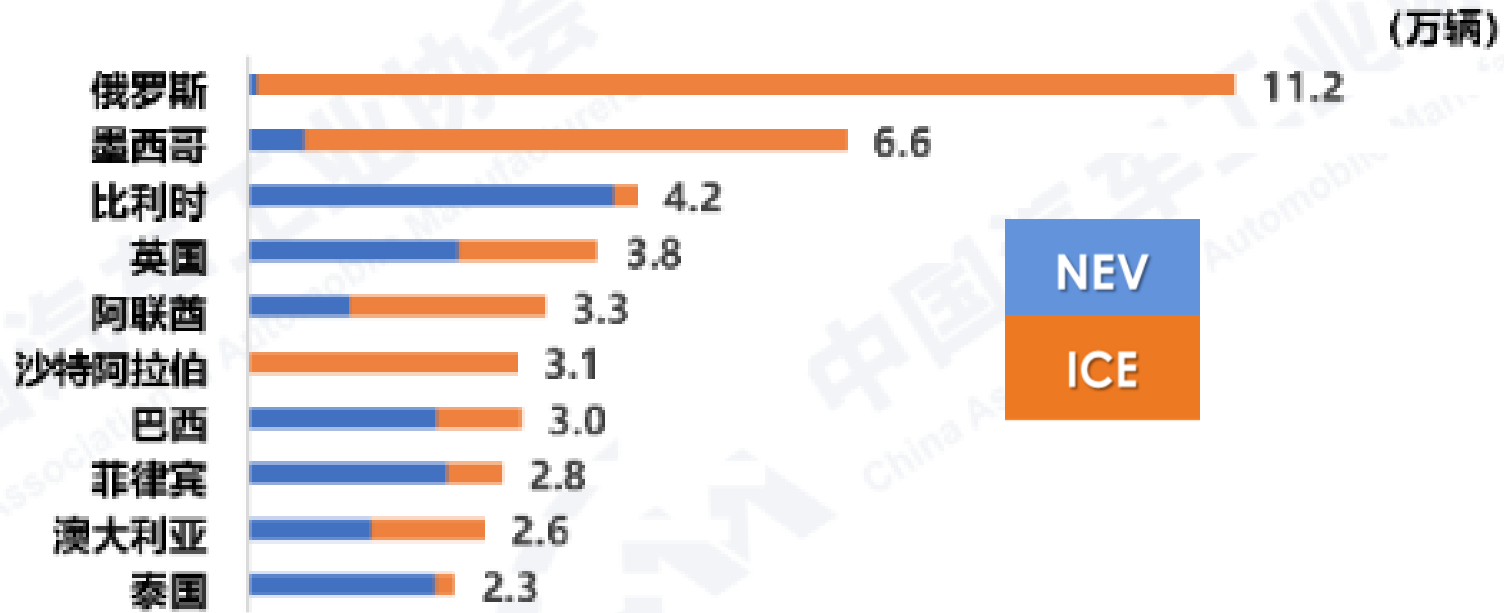


Country	Volume
Russia	50,000
Mexico	32,000
Brazil	21,000
Belgium	19,000
UK	17,000
Saudi Arabia	15,000
UAE	14,000
Italy	13,000
Spain	12,000
Philippines	11,000

数据来源：海关总署

# Top Destinations Vehicle Exports from China YTD -Jan to Feb 2024-

2024年1-2月主要整车出口市场累计出口量



Country	Volume
Russia	112,000
Mexico	66,000
Belgium	42,000
UK	38,000
UAE	33,000
Saudi Arabia	31,000
Brazil	30,000
Philippines	28,000
Australia	26,000
Thailand	23,000

数据来源：海关总署



Year to Date Update  
January-December 2023



# Vehicle Exports from China by VOLUME

January-December 2023  
4.91 million vehicles  
exported (CAAM)

China Association of Automobile  
Manufacturers (CAAM)

January-December 2023  
5.22 million vehicles exported  
(CGAC)

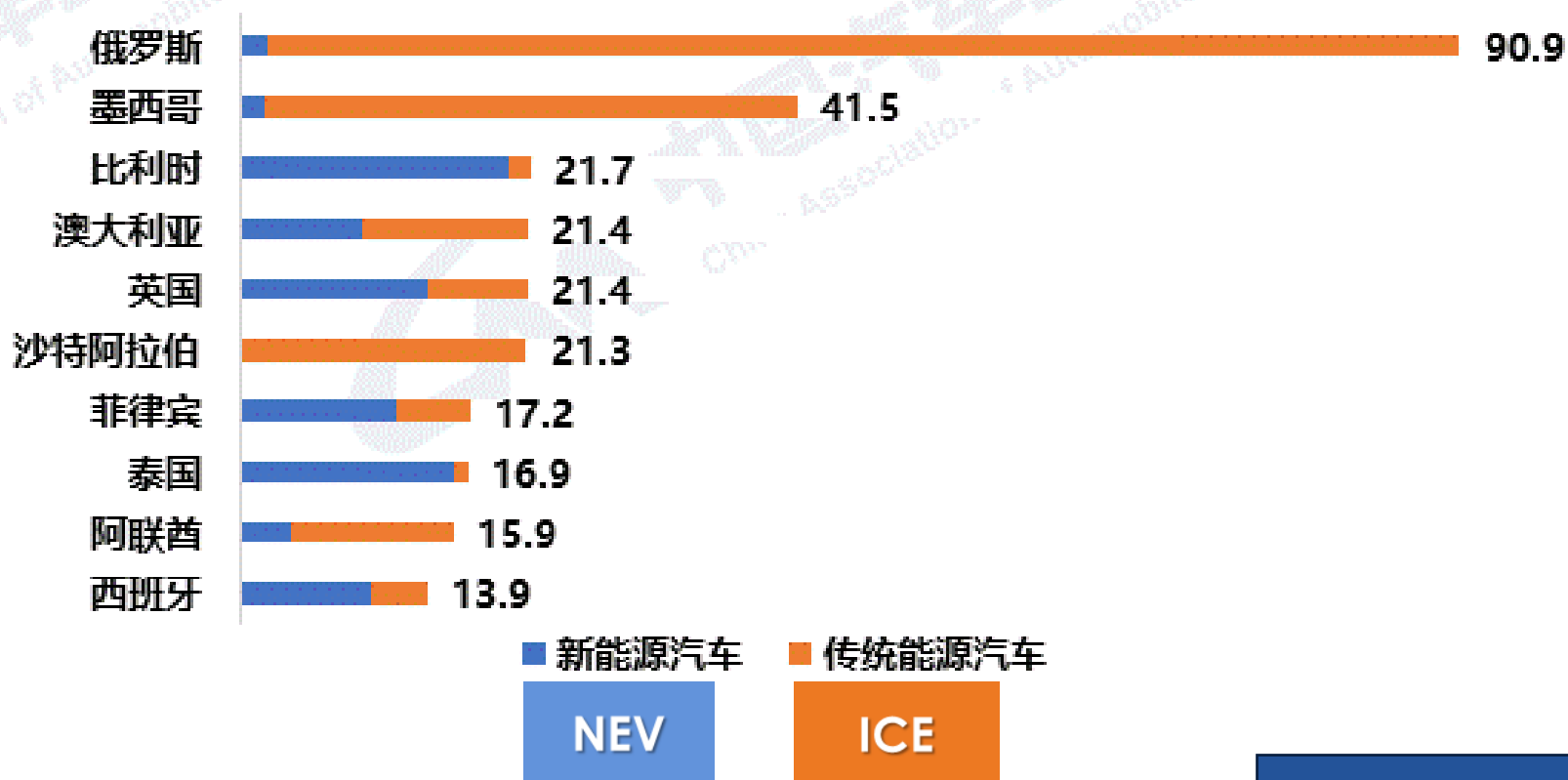
China General Administration of  
Customs (CGAC)

© 2024, European Car-Transport Group of Interest (ECG). All Rights Reserved. No part of this report may be copied or published without confirmed agreement with ECG.



# Top Destinations for New Vehicle Exports from China, January-December 2023

## 2023年1-12月主要整车出口市场累计出口量

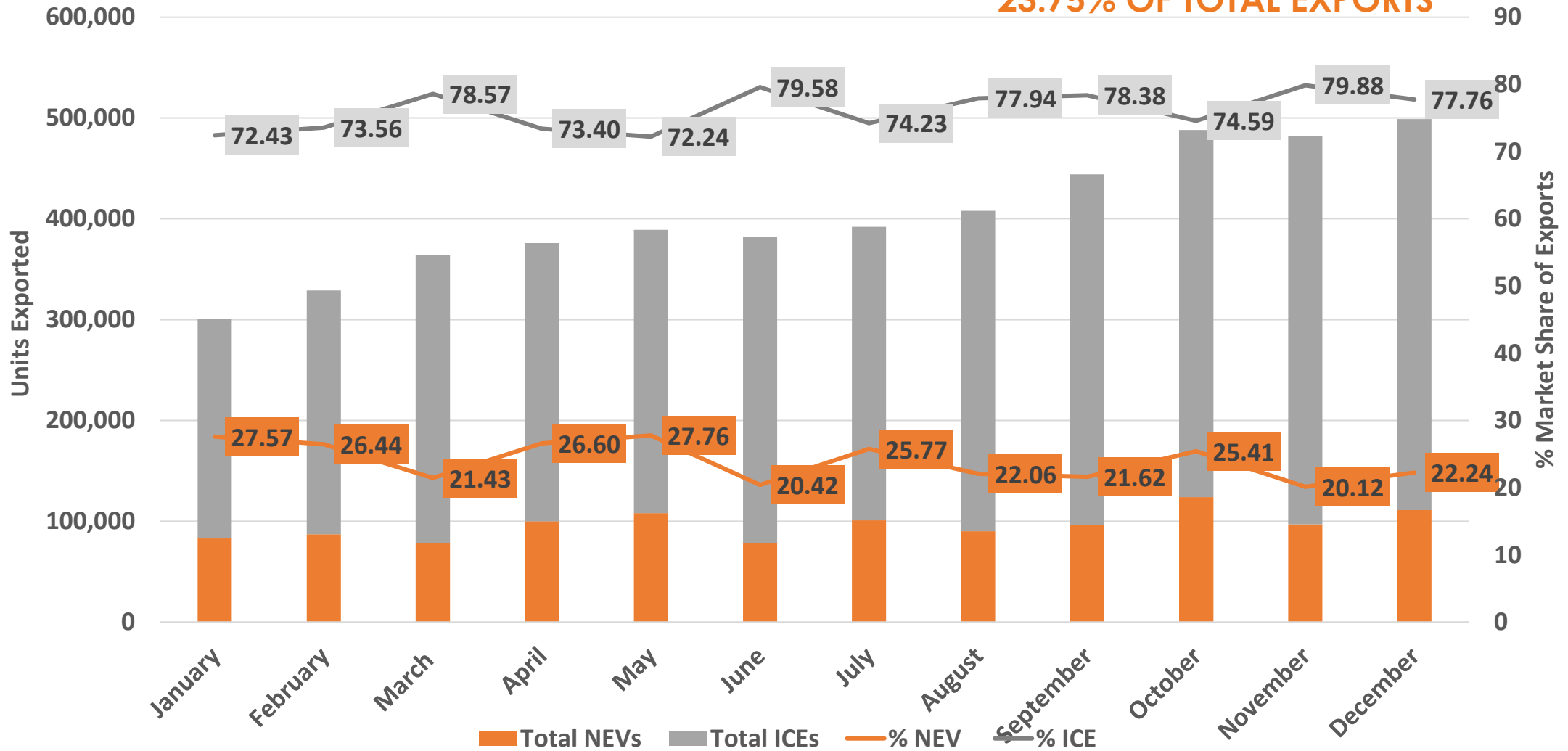


Destination	Jan-Dec '23
Russia	909,000
Mexico	415,000
Belgium	217,000
Australia	214,000
UK	214,000
Saudi Arabia	213,000
Philippines	172,000
Thailand	169,000
UAE	159,000
Spain	139,000

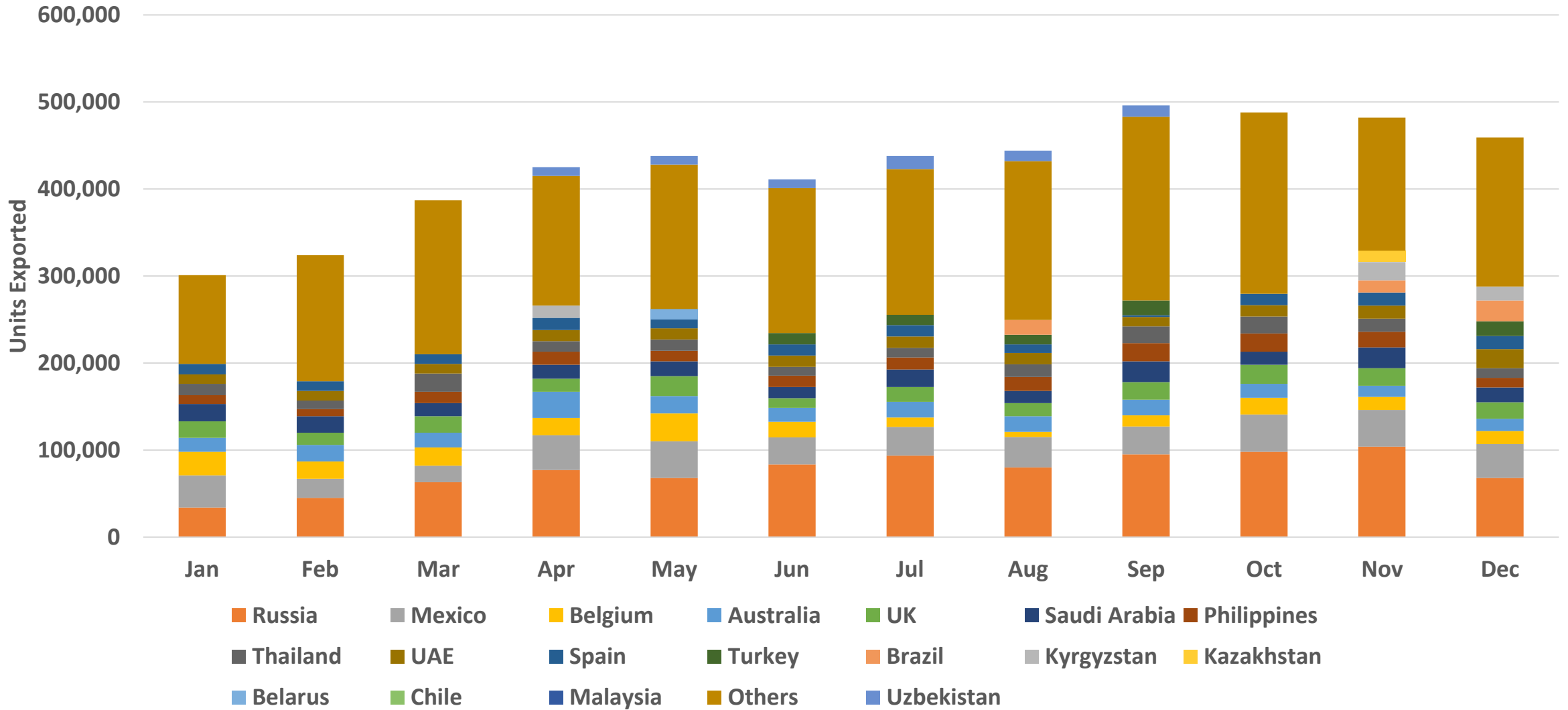
Belgium + UK + Spain = 570,000  
 Belgium + UK + Spain + Turkey = 640,000

# Exports by Fuel Type -2023-

YTD ICE EXPORTS: 3,701,000 UNITS  
76.25% OF TOTAL EXPORTS  
YTD NEV EXPORTS: 1,153,000 UNITS  
23.75% OF TOTAL EXPORTS



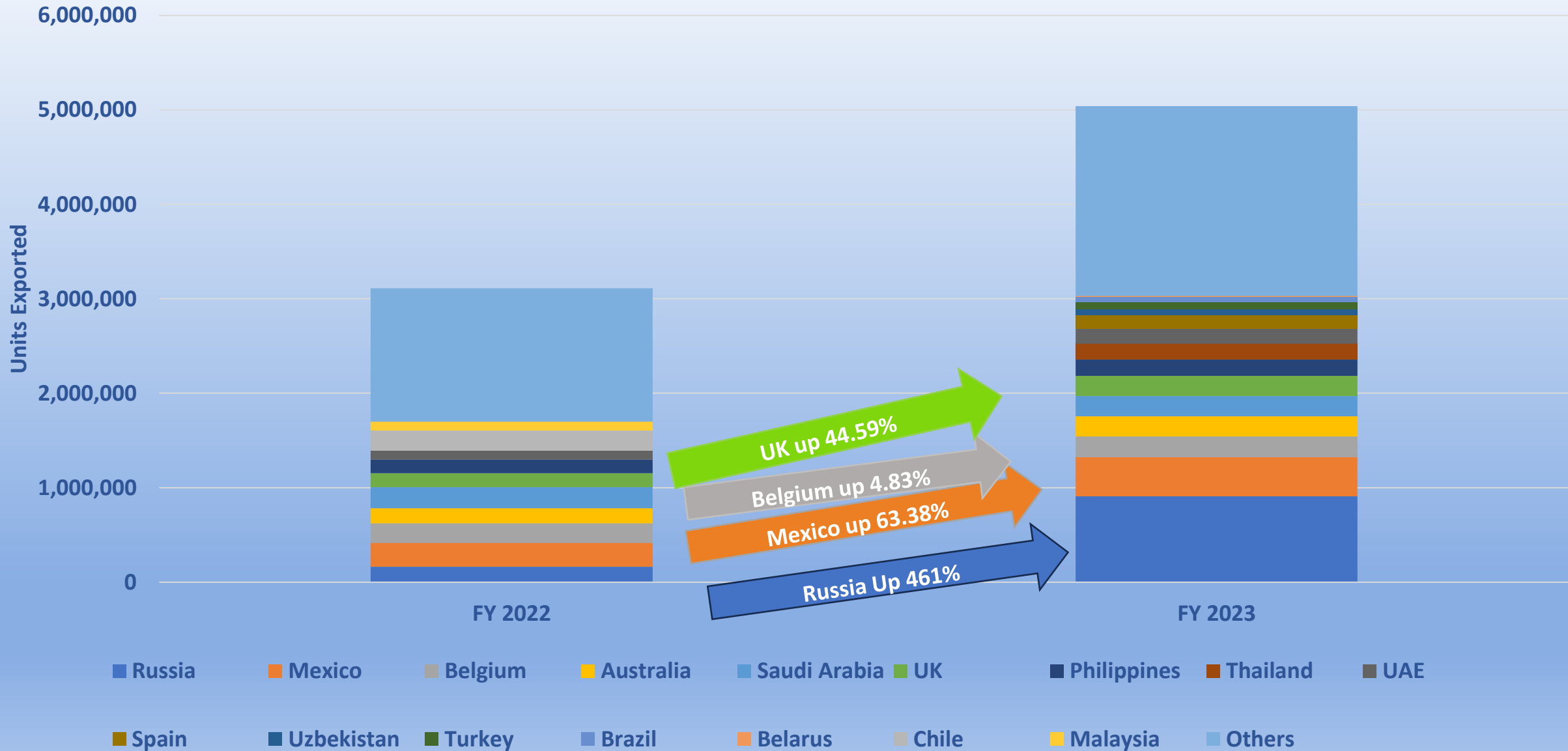
# New Vehicle Exports from China, Jan-Dec 2023



© 2024, European Car-Transport Group of Interest (ECG). All Rights Reserved. No part of this report may be copied or published without confirmed agreement with ECG.



# Full Year 2022 Vs 2023, New Vehicle Exports from China by Top Destinations



© 2024, European Car-Transport Group of Interest (ECG). All Rights Reserved. No part of this report may be copied or published without confirmed agreement with ECG.



# China has become an electric vehicle export behemoth. How should the US and EU respond?

## China to solidify its position as world's top car exporter in 2024 as it banks on manufacturing heft: UBS



- Battery-powered vehicles will account for 30 per cent of China's total car exports of 5 million units this year, according to a forecast by the Swiss bank
- Chinese carmakers exported 4.4 million cars in the first 11 months of 2023 versus 3.99 million units by Japanese assemblers

China's overall BEV exports rose 70 percent in 2023, reaching \$34.1 billion. The European Union (EU) is the largest recipient of Chinese BEV exports, accounting for nearly 40 percent of them. Other European countries (Albania, European Free Trade Association members, North Macedonia, Ukraine, and the United Kingdom) held a 15 percent share of Chinese shipments in the same year.

# China comes just shy of Japan as the world's largest car exporter

JAN 31 2024

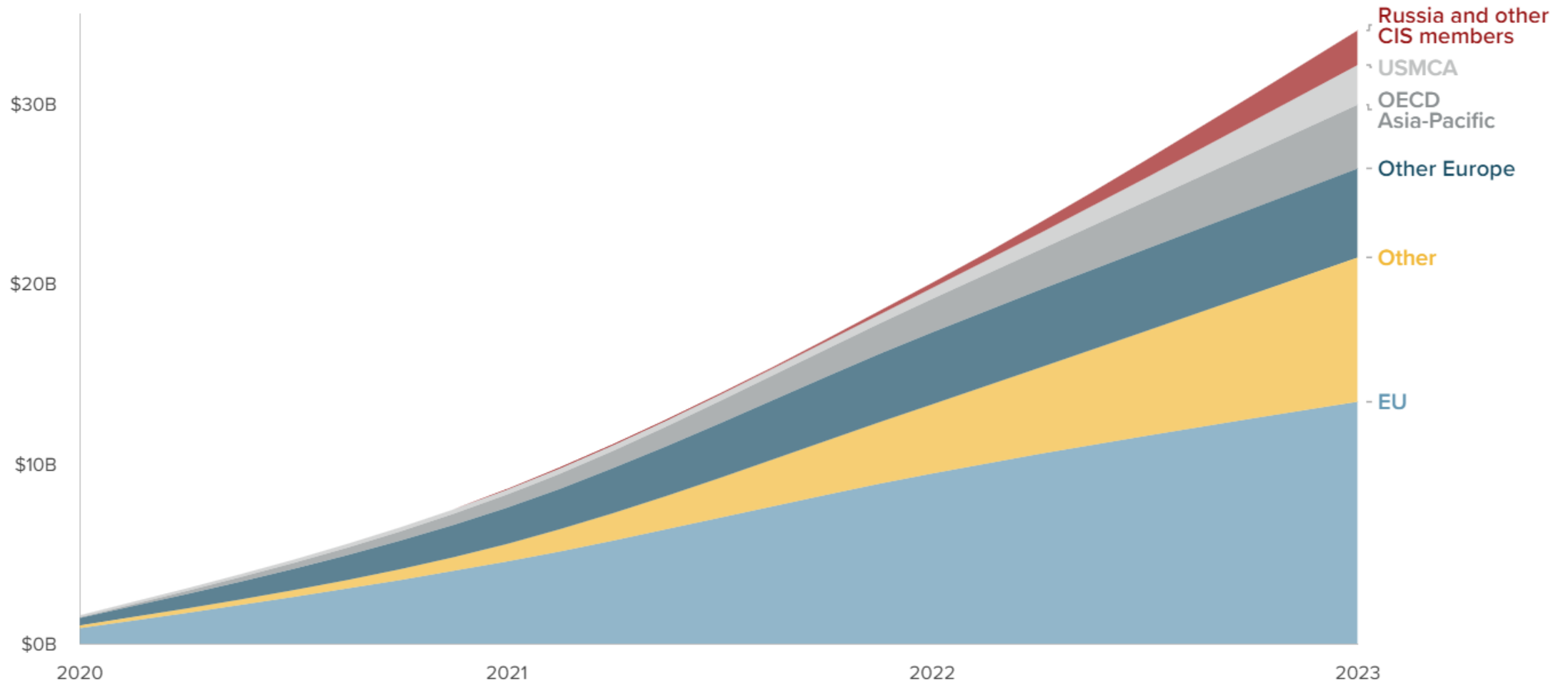


Japanese customs data showed the country exported 5.97 million vehicles last year, more than the 5.22 million vehicle exports that China customs data reported.



## Chinese battery electric vehicle exports by region

■ EU 
 ■ Other 
 ■ Other Europe 
 ■ OECD Asia-Pacific 
 ■ USMCA 
 ■ Russia and other CIS members



Source: People's Republic of China General Administration of Customs, Author's calculations, The Commonwealth of Independent States (CIS) includes Armenia, Azerbaijan, Belarus, Kazakhstan, Kyrgyzstan, Russia, Tajikistan, and Uzbekistan. OECD Asia-Pacific includes Australia, Japan, South Korea, and New Zealand.



# Thank You

For more information please email: [Namrita.Chow@ecgassociation.eu](mailto:Namrita.Chow@ecgassociation.eu)

© 2024, European Car-Transport Group of Interest (ECG). All Rights Reserved. No part of this report may be copied or published without confirmed agreement with ECG.

